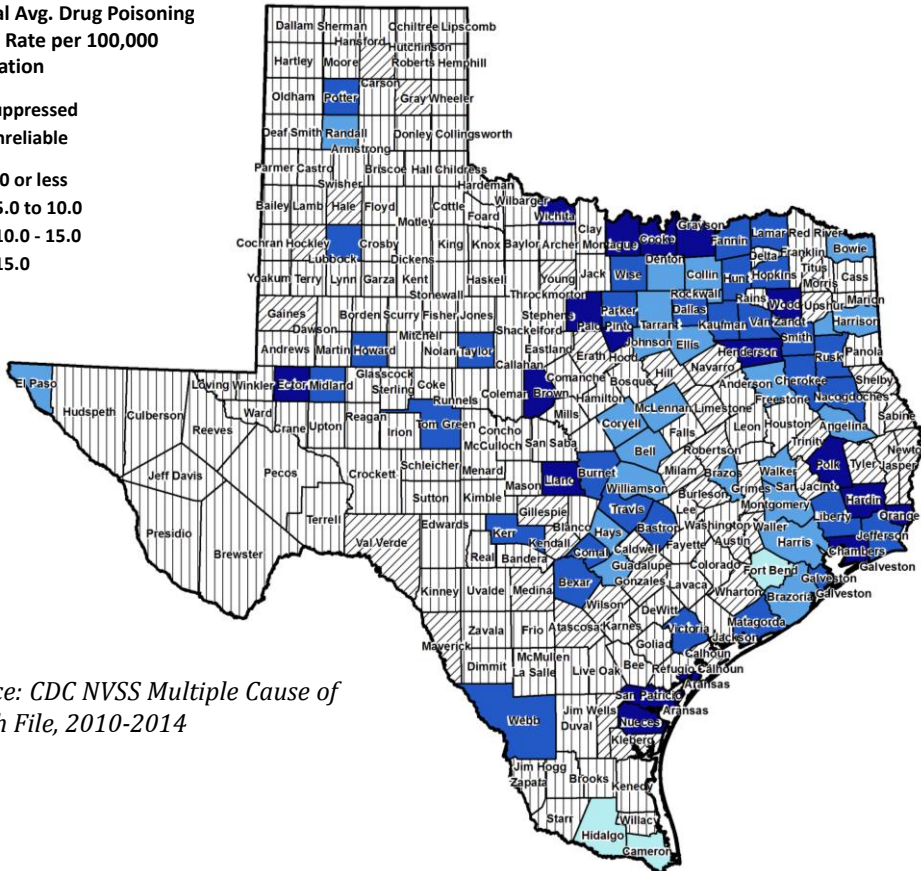


TEXAS

Drug Poisoning Death Rate per 100,000, by County, 2010-2014

Annual Avg. Drug Poisoning Death Rate per 100,000 population

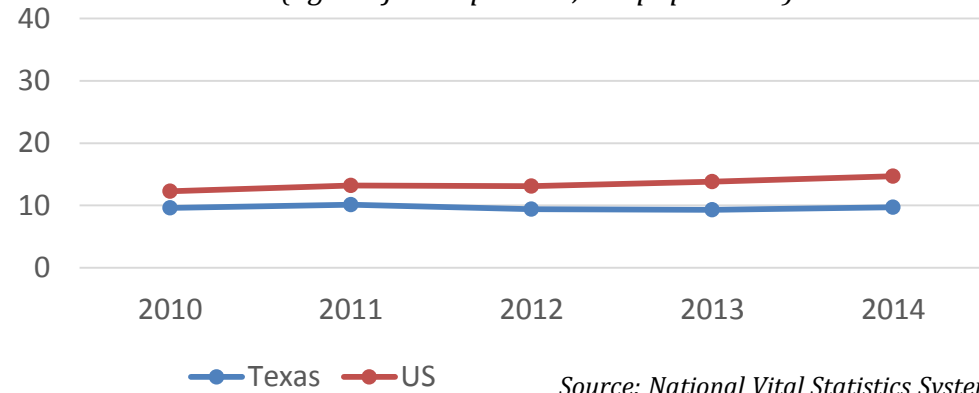
- suppressed
- unreliable
- 5.0 or less
- >5.0 to 10.0
- >10.0 - 15.0
- >15.0



Source: CDC NVSS Multiple Cause of Death File, 2010-2014

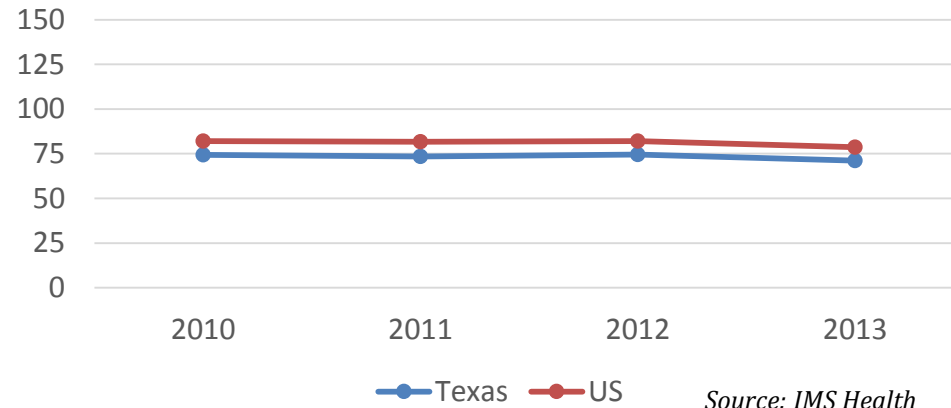
Age-Adjusted Drug Poisoning Death Rate (2014): **9.7 per 100K population**
 (Avg. National Rate: 14.7)
 National Rank in Drug Poisoning Death Rate (2014): **42nd**

Drug Poisoning Death Rate by State and National (age-adjusted per 100,000 population)



Source: National Vital Statistics System

Annual rate of opioid pain reliever prescriptions dispensed by retail pharmacies (per 100 population)



Source: IMS Health

Under the President's budget proposal, Texas would be eligible for up to **\$48 million dollars** over 2 years to expand access to treatment for opioid use disorders.

*The final funding amount will depend on Congressional action and the strength of the State's application and plan to combat the epidemic.